

2021-2022

# CURRICULA FEEDBACK ANALYSIS REPORT

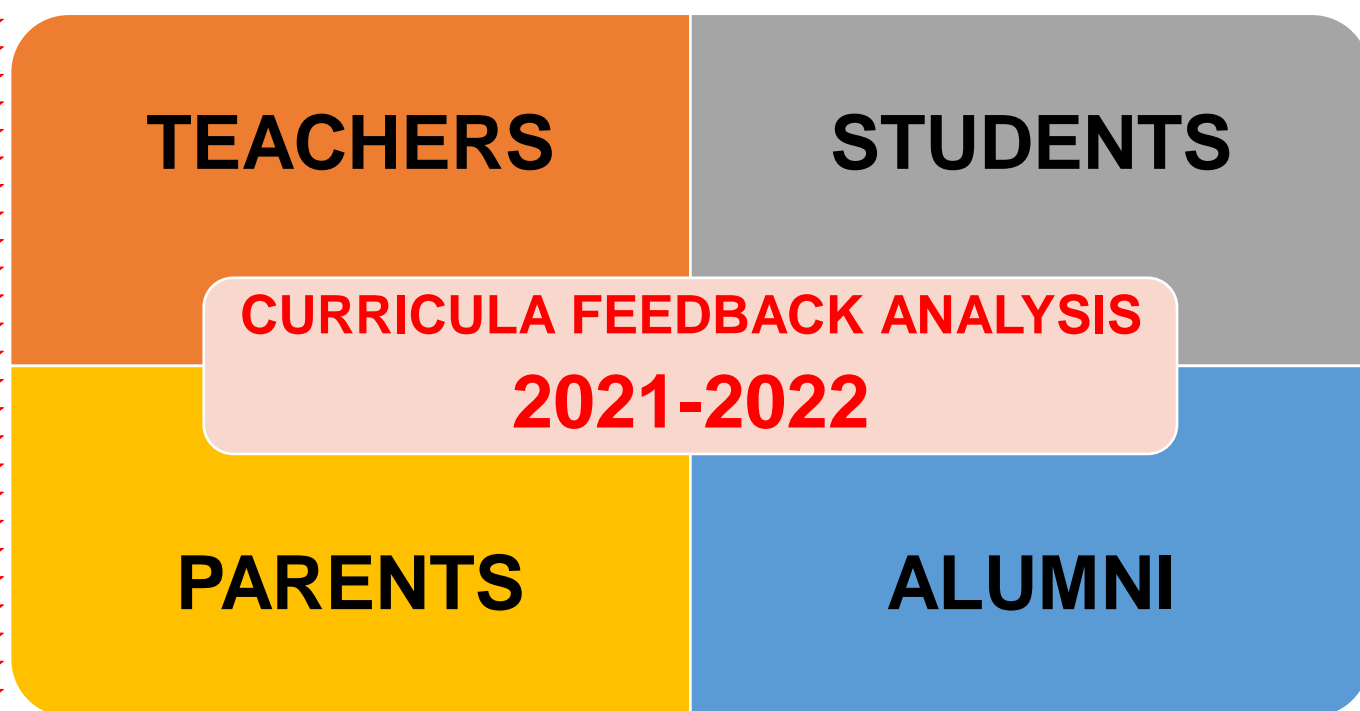
POPE'S COLLEGE (AUTONOMOUS)  
Sawyerpuram



## CURRICULA FEEDBACK ANALYSIS REPORT (2021-2022)

### DATA COLLECTION AND ANALYSIS

Curricula Analysis is a process utilized by our college to solicit information from a variety of sources on different aspects of the curriculum. Most often, information solicited in this feedback process includes feedback from all the stakeholders of the College. The IQAC of the college has developed the online feedback mechanism (Structured rating based Google forms) and obtaining feedback from various stakeholders.

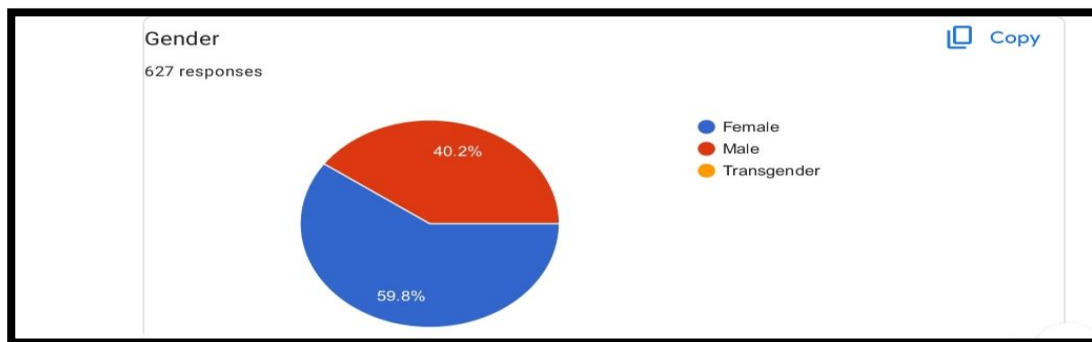


The IQAC of the college collects feedback form from the students, teachers, alumni and parents pertaining to the varied aspects of the curriculum they studied for continuous improvement in curriculum development and enrichment. The feedback forms have been designed with the help of Google forms and shared with the stakeholders through social media groups. They are required to submit their responses to a set of ten statements on a 5-point Likert Scale in which choices range from Strongly Disagree(1) to Strongly Agree(5) and 2-point Likert Scale (Yes or No).

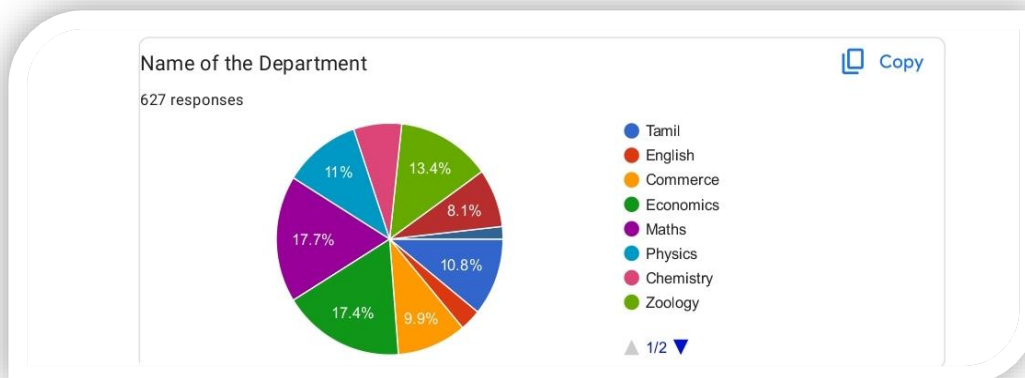
In order to arrive to comprehensive results useful statistical tool percentage have been used. The feedback thus received is then analysed. The analysis of the stakeholders' feedback for the session 2021-2022, is presented as Stakeholders-wise and is as follows:

## STUDENTS FEEDBACK ON CURRICULA 2021 - 2022

### Students Profile

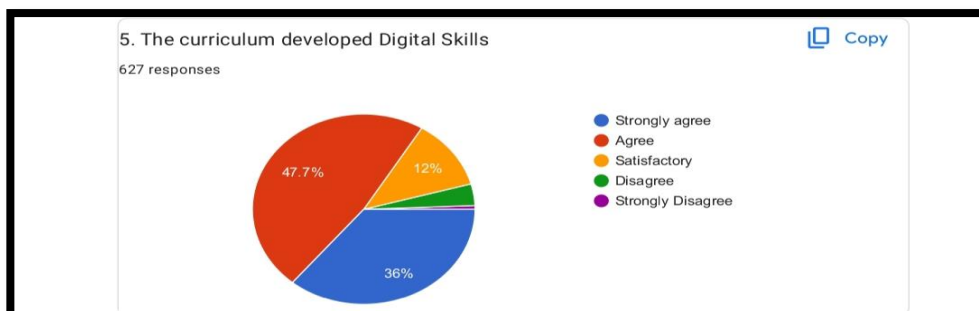
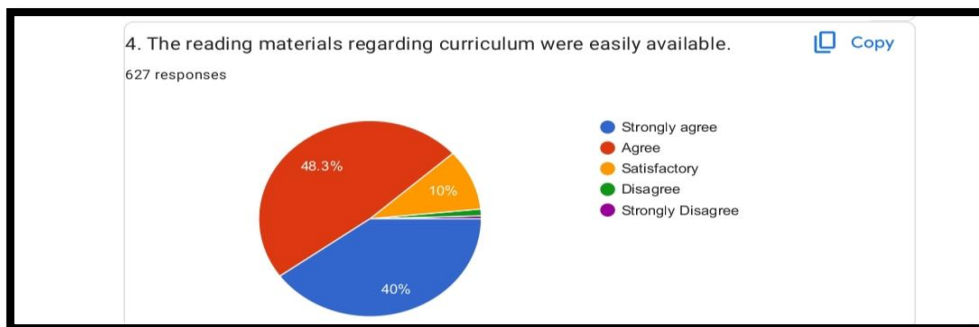
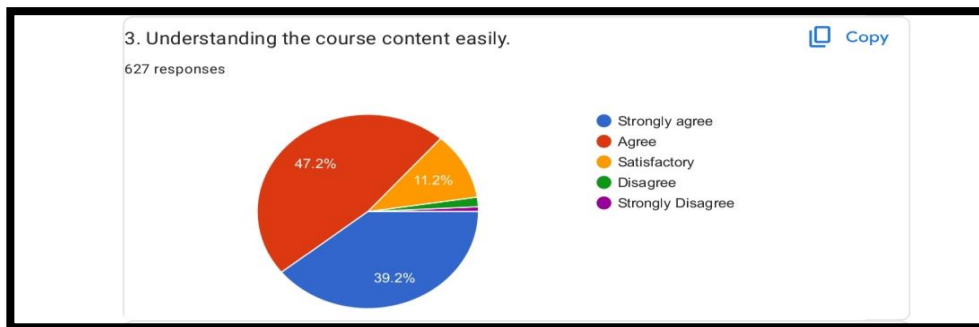
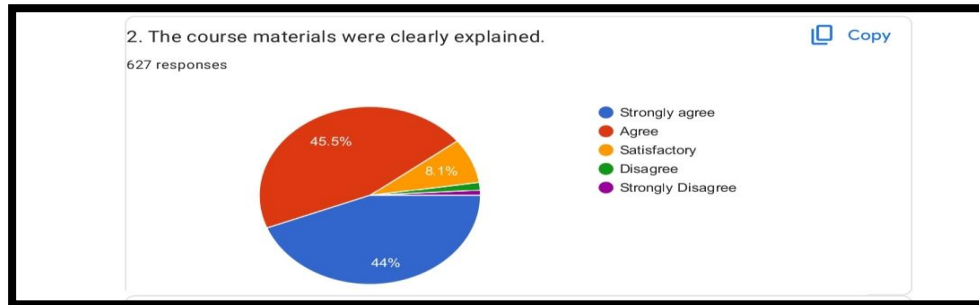
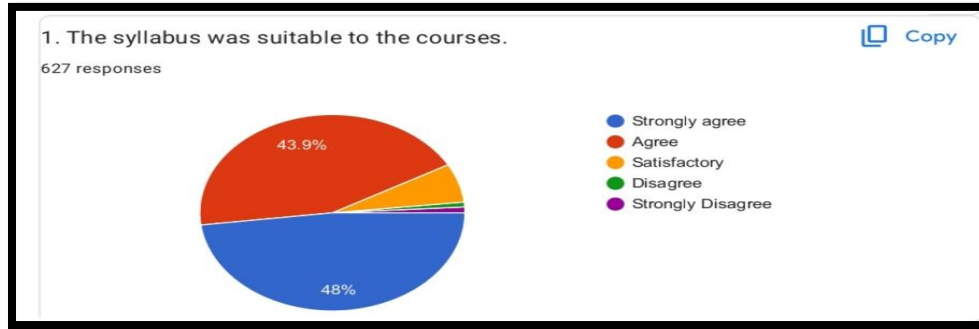


The students are the most important stakeholders of Higher Education systems. The interest and participation of students at all levels in both internal quality assurance and external quality assurance have to play a central role. We have collected online feedback from our under graduate students and post graduate students. We have received total 627 student's online feedback on the curriculum of the various programmes designed by the college. The above chart shows that 59.8% of respondents were girls and 40.2% were boys.



The above Chart depicts the course wise classification of student respondents. It was noticed that 17.7% responses were received from Maths department students, 17.4% from Economics department students, 13.4 % from Zoology students , 11% responses from Physics students, 10.8 % responses were collected from Tamil students, 9.9% responses were collected from commerce students and 8.1% responses were collected from English students. The remaining percentage of responses were Chemistry students.

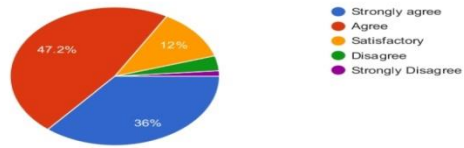
## CHARTS SHOWING THE STUDENTS RESPONSES ON CURRICULA 2021 - 2022



6. The curriculum included technical skills (e- learning), good work practices, ethics, and teamwork.

[Copy](#)

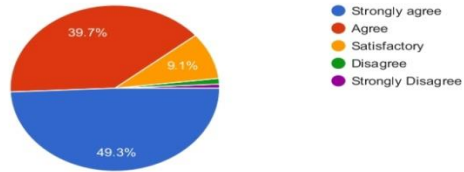
627 responses



7. Tests and assignments were Useful.

[Copy](#)

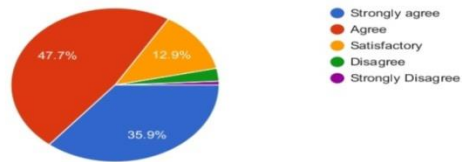
627 responses



8.. The Curriculum developed job-oriented skills on you.

[Copy](#)

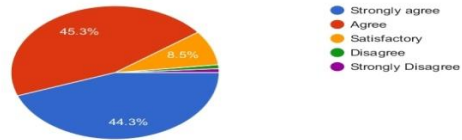
627 responses



9. The courses promoted Value Education.

[Copy](#)

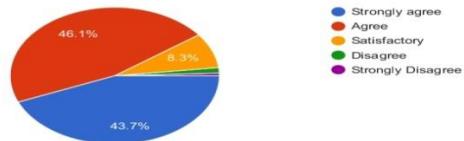
627 responses



10. The curriculum helped in developing your personality.

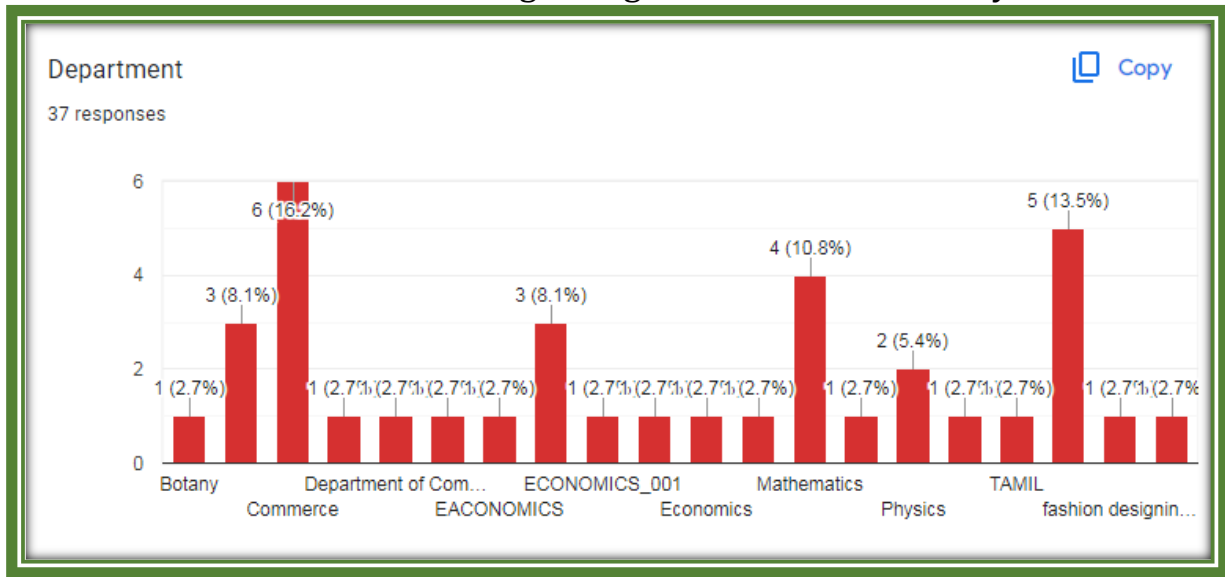
[Copy](#)

627 responses



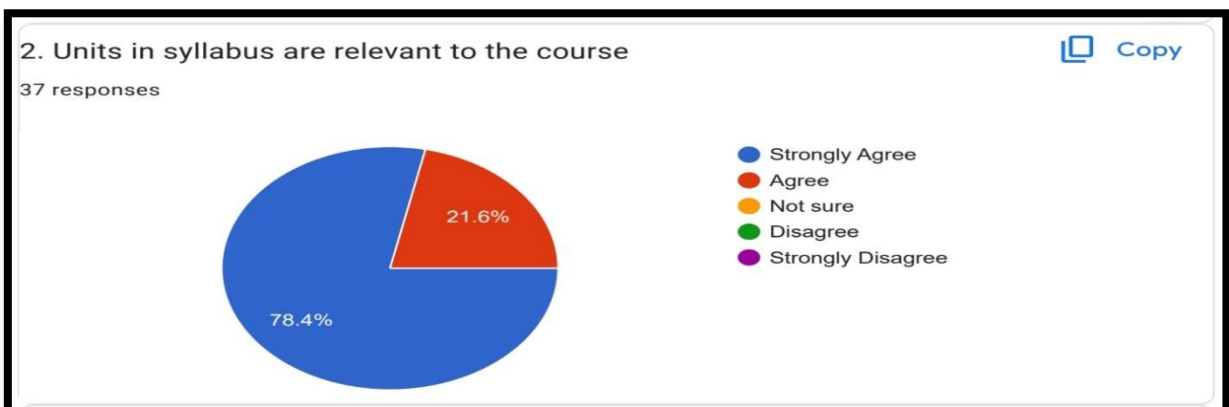
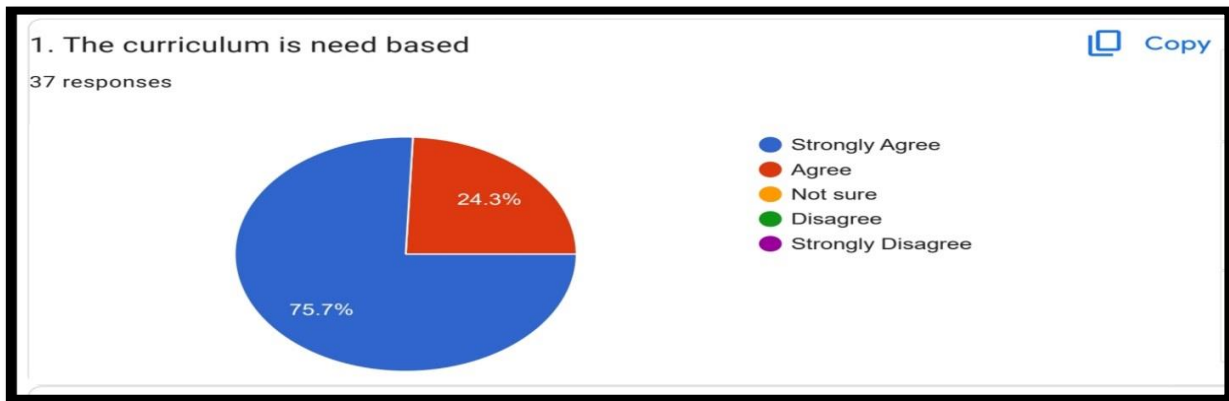


shows that 89.1% were Assistant Professors and 10.81% were Associate Professors. The received 37 teachers' feedback regarding curriculum were analysed.



The above Chart depicts the course wise classification of teacher respondents. It was noticed that 18.92% responses were received from Tamil department teachers, 16.21% from Commerce and Economic teachers, 10.8% from Maths department teachers, 8.10% responses from Chemistry teachers, and 5.4% responses were collected from Computer science, Physics and Zoology and 2.7% responses were collected from Botany , English, History and Fashion designing teachers.

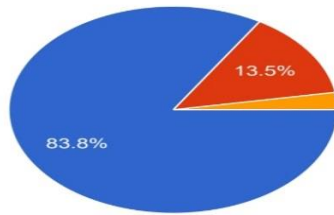
**CHARTS SHOWING THE TEACHERS RESPONSES ON CURRICULA 2021- 2022**



3. Aims and objectives of the syllabi are well defined and clear

 Copy

37 responses

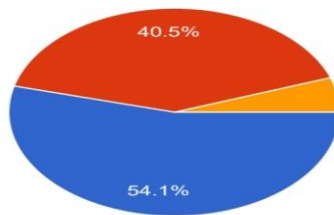


- Strongly Agree
- Agree
- Not sure
- Disagree
- Strongly Disagree

4. In-depth course content

 Copy

37 responses

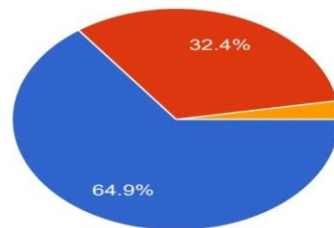


- Strongly Agree
- Agree
- Not sure
- Disagree
- Strongly Disagree

5. Inculcates Learning Values (in terms of skills, concepts, knowledge, analytical abilities, or broadening perspectives)

 Copy

37 responses

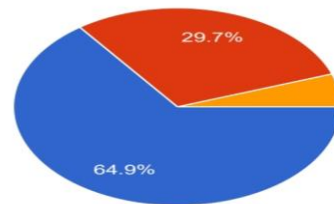


- Strongly Agree
- Agree
- Not sure
- Disagree
- Strongly Disagree

6. The course/syllabus has good balance between theory and application.

 Copy

37 responses



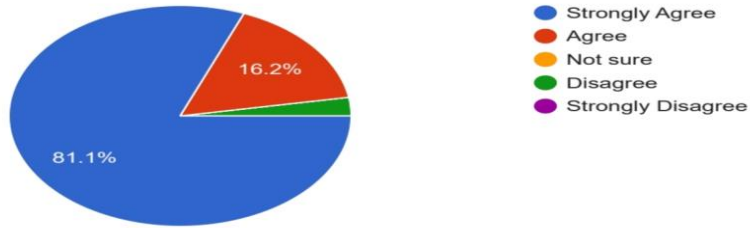
- Strongly Agree
- Agree
- Not sure
- Disagree
- Strongly Disagree



7. The courses are relevant to the Programme

Copy

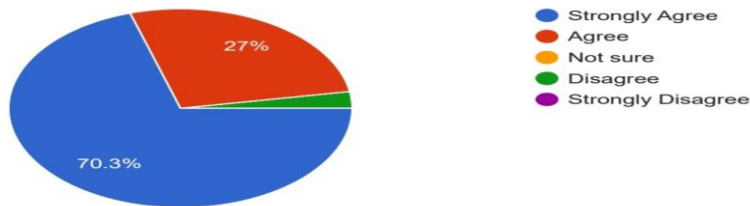
37 responses



8. The curriculum is sufficient to cover the programme / course outcomes

Copy

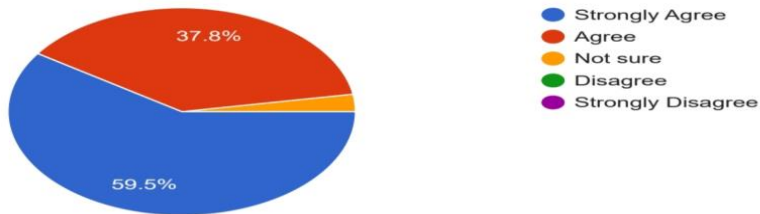
37 responses



9. The curriculum has been updated in terms of demand

Copy

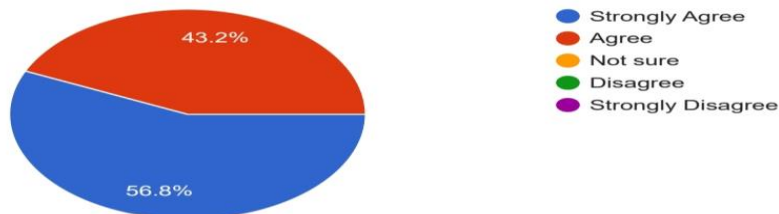
37 responses



10. The curriculum facilitates adoption of new techniques in teaching and learning process

Copy

37 responses



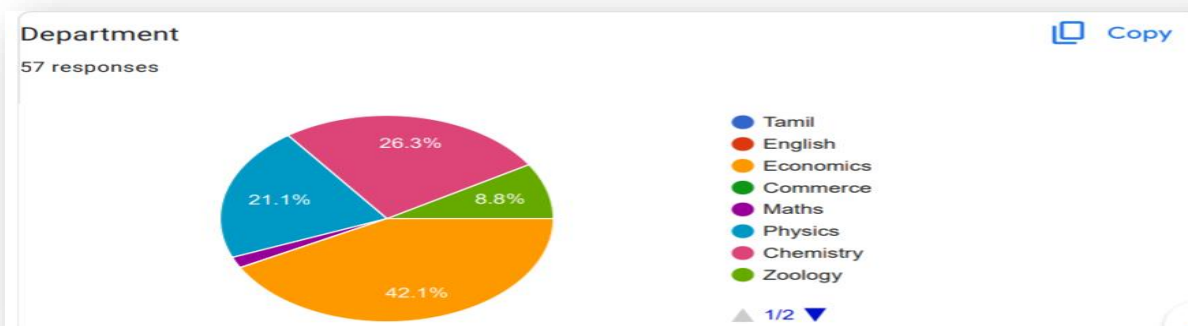
**TABLE.2 SHOWING THE TEACHERS RESPONSES ON CURRICULA 2021 – 2022**

Sl no	Question	N=37 Responses in %				
		Strongly Agree	Agree	Not sure	Disagree	Strongly Disagree
1	The curriculum is need based	75.7	24.3	-	-	-
2	Units in syllabus are relevant to the course	78.4	21.6	-	-	-
3	Aims and objectives of the syllabi are well defined and clear	83.8	13.5	2.7	-	-
4	In-depth course content	54.1	40.5	5.4	-	-
5	Inculcates Learning Values (in terms of skills, concepts, knowledge, analytical abilities, or broadening perspectives)	64.9	32.4	2.7	-	-
6	The course/syllabus has good balance between theory and application.	64.9	29.7	5.4	-	-
7	The courses are relevant to the Programme	81.1	16.2	-	2.7	-
8	The curriculum is sufficient to cover the programme / course outcomes	70.3	27	-	2.7	-
9	The curriculum has been updated in terms of demand	59.5	37.8	2.7	-	-
10	The curriculum facilitates adoption of new techniques in teaching and learning process	56.8	43.2	-	-	-

After analysing the data collected from the teachers, on an average 68.95% teachers were strongly agree, 28.62% were agree, 1.89% were neutral and 0.5% were disagree with the curricula of the various programmes designed by the College.

**PARENTS FEEDBACK ON CURRICULA 2021 - 2022**

**Parents Profile**



Parents profile data was collected by sending Google form to UG and PG student's parents. Totally 57 responses have been collected from the parents. Names of both students and parents their contact number details were also collected. The above chart shows that, 42.1% of respondents were parents Economics department students, 26.3% were parents of Chemistry department students, 21.1% were parents of Physics

and 8.8% were parents of Zoology department students and remaining responses were collected from parents of Tamil, English, Commerce and Maths department students.  
**CHARTS SHOWING THE PARENTS RESPONSES ON CURRICULA 2021 – 2022**

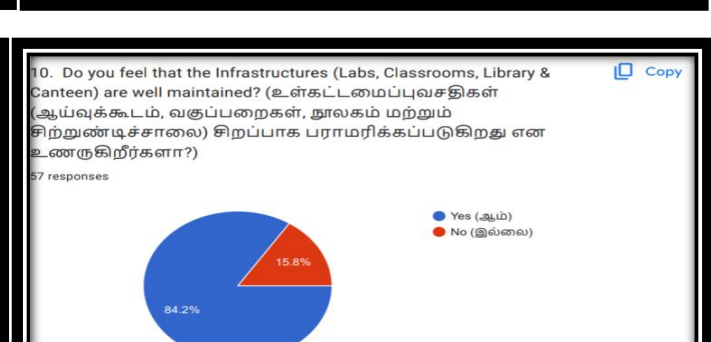
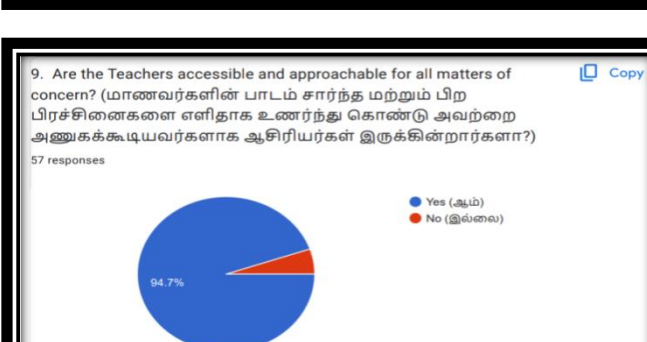
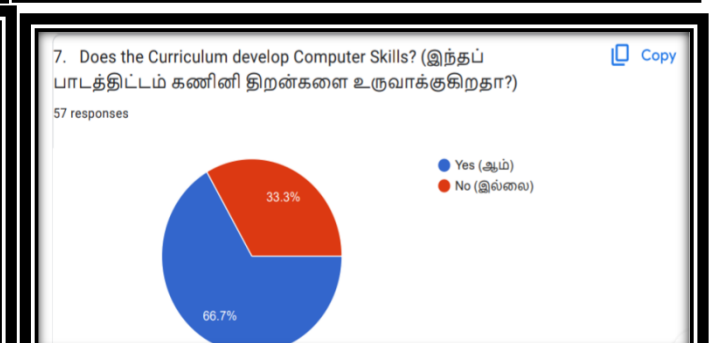
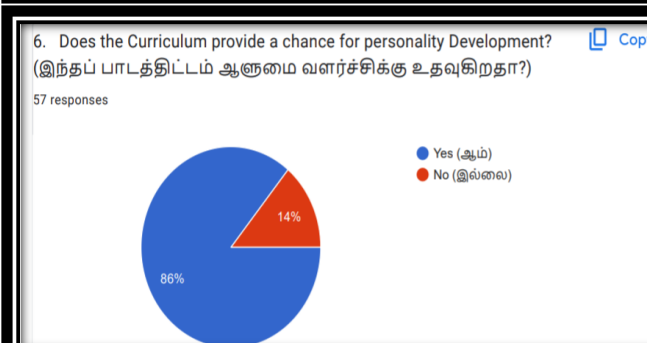
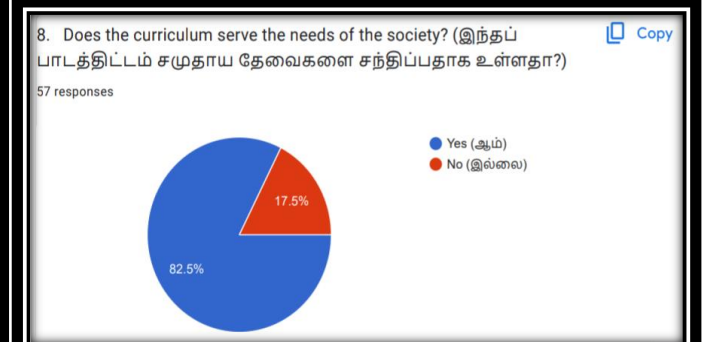
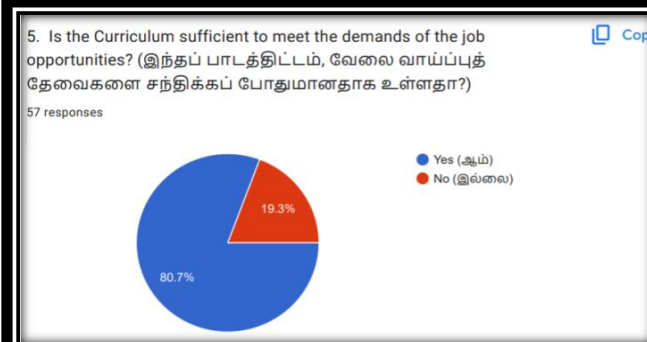
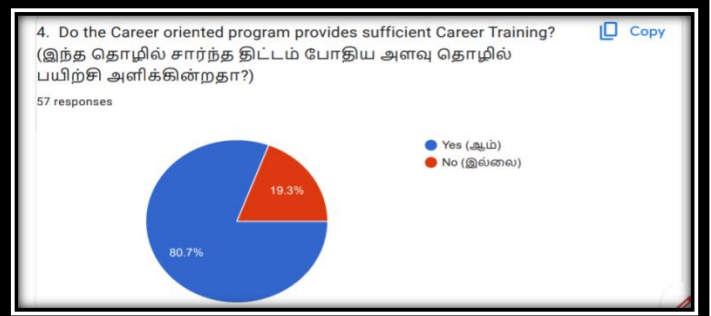
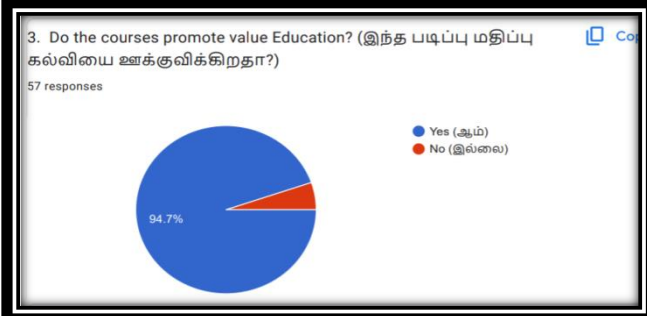
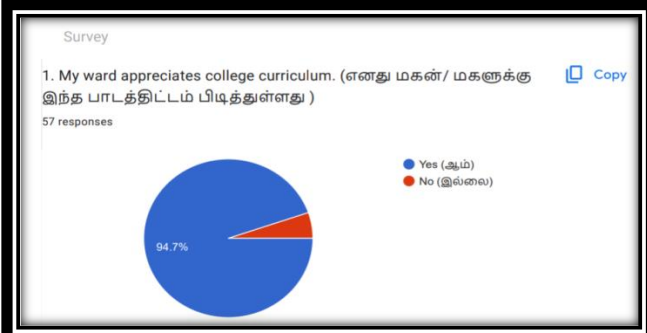


TABLE. 3 SHOWING THE PARENTS RESPONSES ON CURRICULA 2021 – 2022

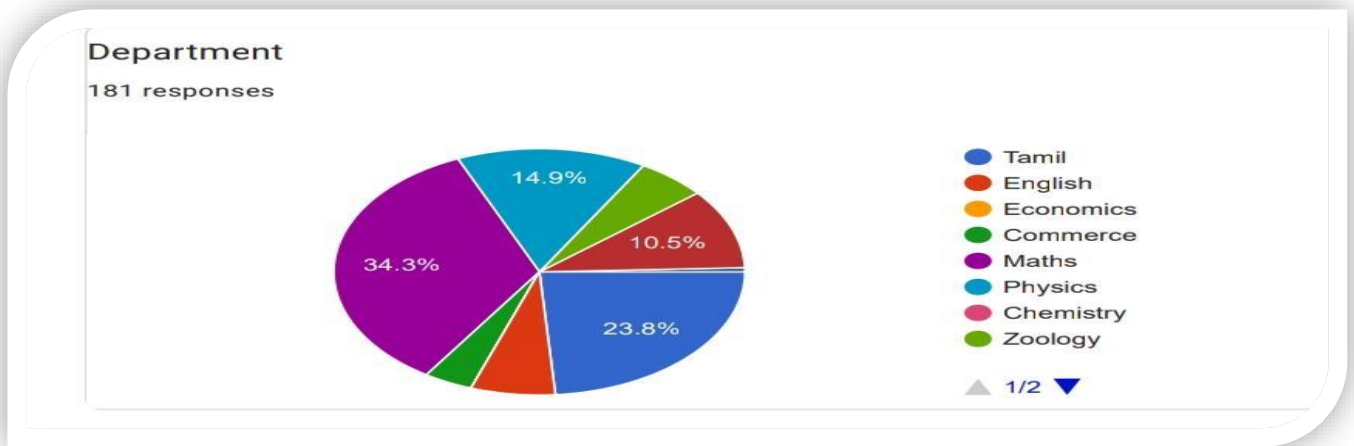
Sl no	Question	N=57 Responses in %	
		Yes	No
1	My ward appreciates college curriculum. (எனதுமகன்/மகளுக்குஇந்தபாடத்திட்டம்பிடித்துள்ளது )	94.7	5.3
2	Does the curriculum focus on experimental learning? (இந்தப்பாடத்திட்டம்அனுபவக்கற்றலின்அடிப்படையில்உள்ளதா?)	93	7
3	Do the courses promote value Education? (இந்தபடிப்புமதிப்புகல்வியைஊக்குவிக்கிறதா?)	94.7	5.3
4	Do the Career oriented program provides sufficient Career Training? (இந்ததொழில்சார்ந்ததிட்டம்போதியஅளவுதொழில்பயிற்சிஅளிக்கின்றதா?)	80.7	19.3
5	Is the Curriculum sufficient to meet the demands of the job opportunities? (இந்தப்பாடத்திட்டம், வேலைவாய்ப்புத்தேவைகளைசந்திக்கப்போதுமானதாகஉள்ளதா?)	80.7	19.3
6	Does the Curriculum provide a chance for personality Development? (இந்தப்பாடத்திட்டம்ஆளுமைவளர்ச்சிக்குஉதவுகிறதா?)	86	14
7	Does the Curriculum develop Computer Skills? (இந்தப்பாடத்திட்டம்கணினிதிறன்களைஉருவாக்குகிறதா?)	66.7	33.3
8	Does the curriculum serve the needs of the society? (இந்தப்பாடத்திட்டம்சமுதாயதேவைகளைசந்திப்பதாகஉள்ளதா?)	82.5	17.5
9	Are the Teachers accessible and approachable for all matters of concern? (மாணவர்களின்பாடம்சார்ந்தமற்றும்பிறபிரச்சினைகளைஎளிதாகஉணர்ந்துகொண்டுஅவற்றைஅணுகக்கூடியவர்களாகஆசிரியர்கள்இருக்கின்றார்களா?)	94.7	5.3
10	Do you feel that the Infrastructures (Labs, Classrooms, Library& Canteen) are well maintained? (உள்கட்டமைப்புவசதிகள் (ஆய்வுக்கூடம், வகுப்பறைகள், நூலகம்மற்றும்சிறுநுண்டிச்சாலை) சிறப்பாகபராமரிக்கப்படுகிறதானஉணருகிறீர்களா?)	84.2	15.8

After analysing the data collected from the parents, on an average 85.79% parents were agree, 14.21% were disagree with the curricula of the various programmes designed by the College.

### ALUMNI FEEDBACK ON CURRICULA 2021- 2022

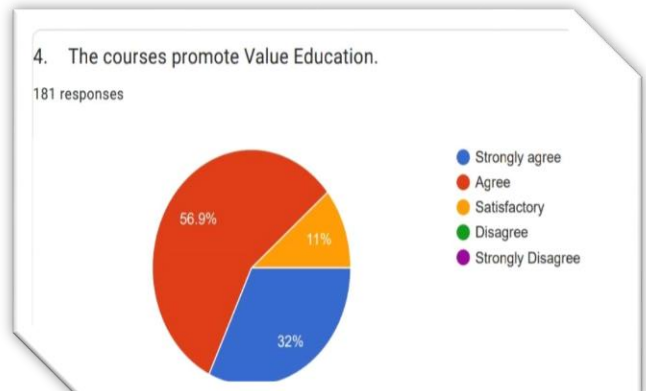
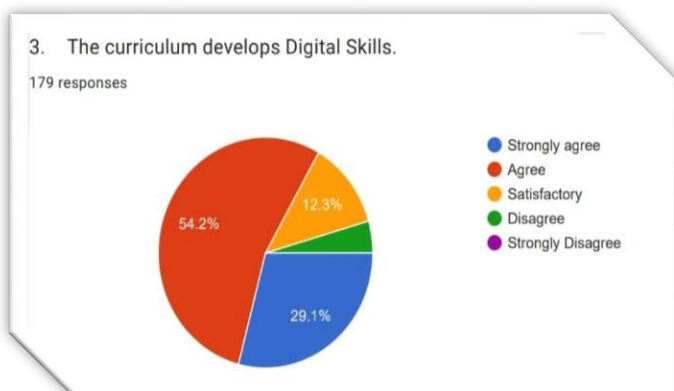
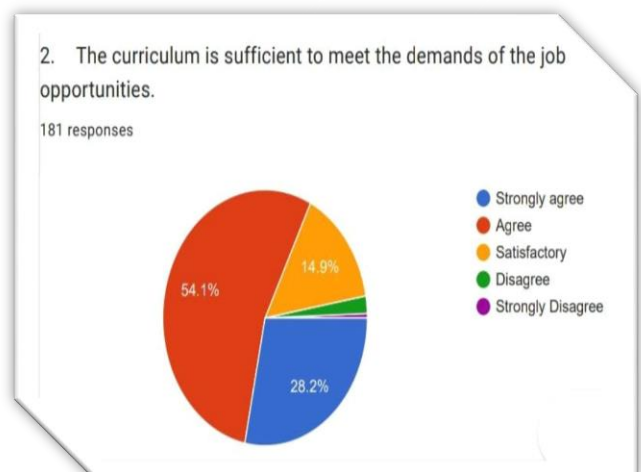
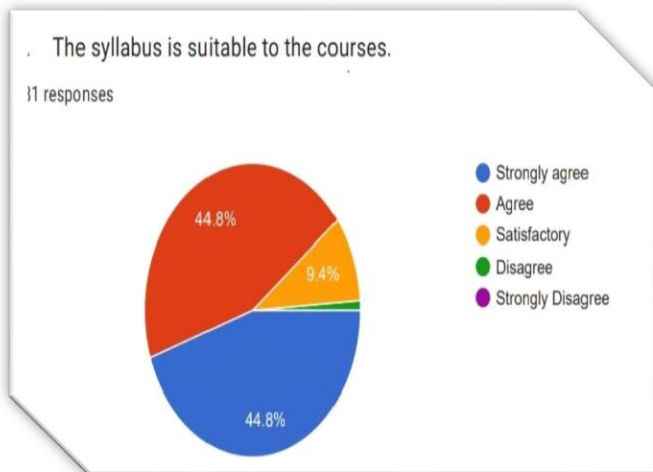
#### Alumni Profile

Feed back of the Alumni is an essential component for analysis and improvement in the higher education academic culture. Once out of the formal structure, the Alumni can objectively talk about the challenges faced by them vis- à-vis the curriculum with special reference to its utility in the job market. We appeal our alumni to provide there sincere feedback on curriculum. We have received total 181 alumni online feedback on Curricula designed by Pope's College. Based on the responses of the alumni, the analysis is done as follows:



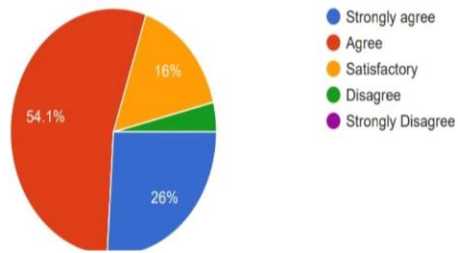
Alumni profile data was collected by sending Google form to Alumni of various year of study. Alumni's name, department, year of study and their educational qualification details were collected. The above chart shows that, 34.3 % of respondents were Alumni of Maths department, 23.8% were alumni of Tamil department 14.9% were Alumni of Physics department and 10.5% were alumni of English department and remaining responses were collected from alumni of Chemistry, Commerce, Economics and Zoology department students.

**CHARTS SHOWING THE ALUMNI RESPONSES ON CURRICULA 2021- 2022**



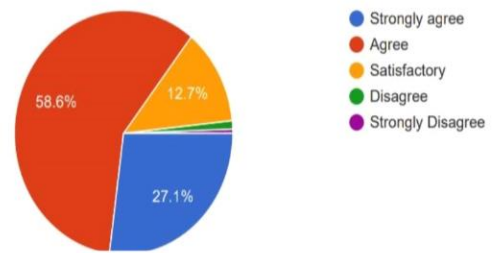
i. The global issues are reflected in the curriculum.

81 responses



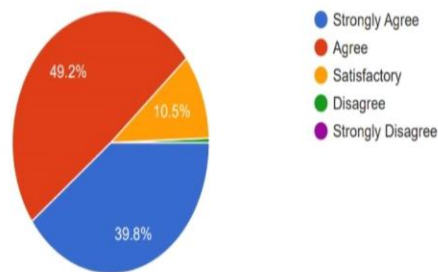
6. The curriculum serves the needs of the society.

181 responses



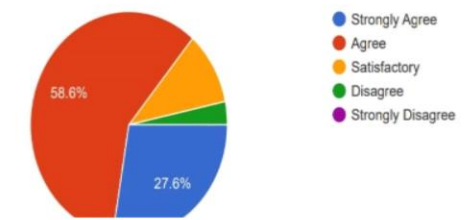
7. The curriculum helps in developing your personality.

181 responses



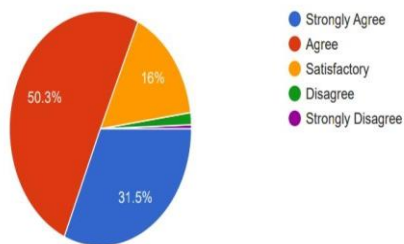
3. The curriculum is effective for development of entrepreneurship.

181 responses



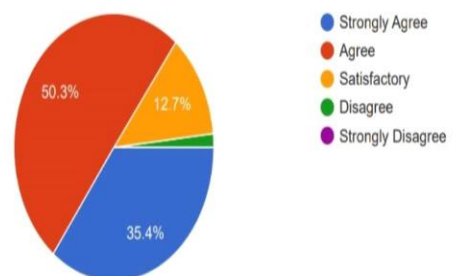
9. The syllabus is effective in developing skill oriented human resources.

181 responses



10. The reading materials regarding curriculum are easily available.

81 responses



**TABLE. 4 SHOWING THE ALUMNI RESPONSES ON CURRICULA 2021 – 2022**

Sl no	Question	N=181 Responses in %				
		Strongly Agree	Agree	Satisfactory	Disagree	Strongly Disagree
1	The syllabus is suitable to the courses.	44.8	44.8	9.4	1.1	-
2	The curriculum is sufficient to meet the demands of the job opportunities.	28.2	54.1	14.9	2.2	0.6
3	The curriculum develops Computer Skills.	29.1	54.2	12.3	4.5	-
4	The courses promote Value Education.	32	56.9	11	-	-
5	The global issues are reflected in the curriculum.	26	54.1	16	3.9	-
6	The curriculum serves the needs of the society.	27.1	58.6	12.7	1.1	0.6
7	The curriculum helps in developing your personality.	39.8	49.2	10.5	0.6	-
8	The curriculum is effective for development of entrepreneurship.	27.6	58.6	10.5	3.3	-
9	The syllabus is effective in developing skill oriented human resources.	31.5	50.3	16	1.7	0.6
10	The reading materials regarding curriculum are easily available.	35.4	50.3	12.7	1.7	-

After analysing the data collected from the alumni, on an average 32.7% alumni were strongly agree, 53.11% were agree, 12.5% were satisfactory, 2.01% were disagree and 0.18% were strongly disagree with the curricula of the various programmes designed by the College.

